

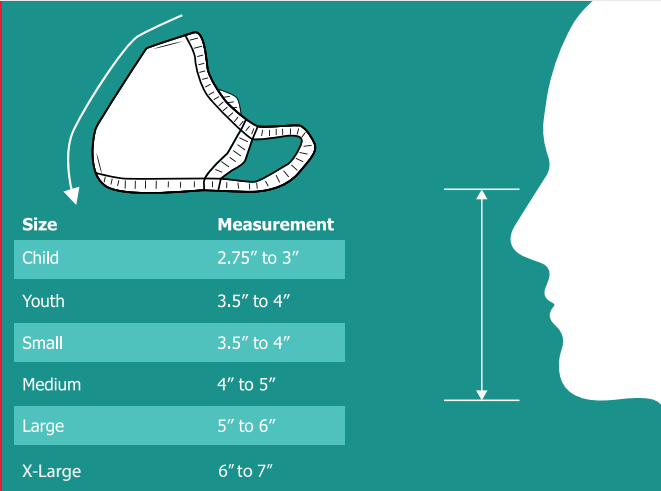
FACE COVERING ARTWORK GUIDELINES

Questions or concerns? Contact us at: 1-800-687-3103 or via e-mail at support@loveshopgive.com

STEP #1: PREPARE YOUR ARTWORK

DETERMINE YOUR SIZE(S) & USE APPROPRIATE TEMPLATE(S)

SIZING GUIDE CHART



Size	Measurement
Child	2.75" to 3"
Youth	3.5" to 4"
Small	3.5" to 4"
Medium	4" to 5"
Large	5" to 6"
X-Large	6" to 7"

USING ADOBE PHOTOSHOP:

- Open Adobe Photoshop at 100% final size in CMYK mode and at 300ppi
- Remove template guidelines and flatten your artwork and "Save As" a .tif file with no compression (this window appears when you save your document).

USING ADOBE ILLUSTRATOR:

- Open Adobe Illustrator and begin building your vector art. Make sure that your "Document Color Mode" is CMYK.
- Convert all text into outlines (from the TYPE menu).
- Any raster images that are linked should be .tif files that have been scaled, rotated and cropped prior to linking them in Illustrator.
- Apply all raster effects (i.e. transparencies, drop shadows, layer effects, etc.) to raster images in Photoshop prior to linking them in your layout file.
- If your file is vector art only, save as PDF. If your file is combination of vector art and raster image, save as PDF as well but include all images linked.

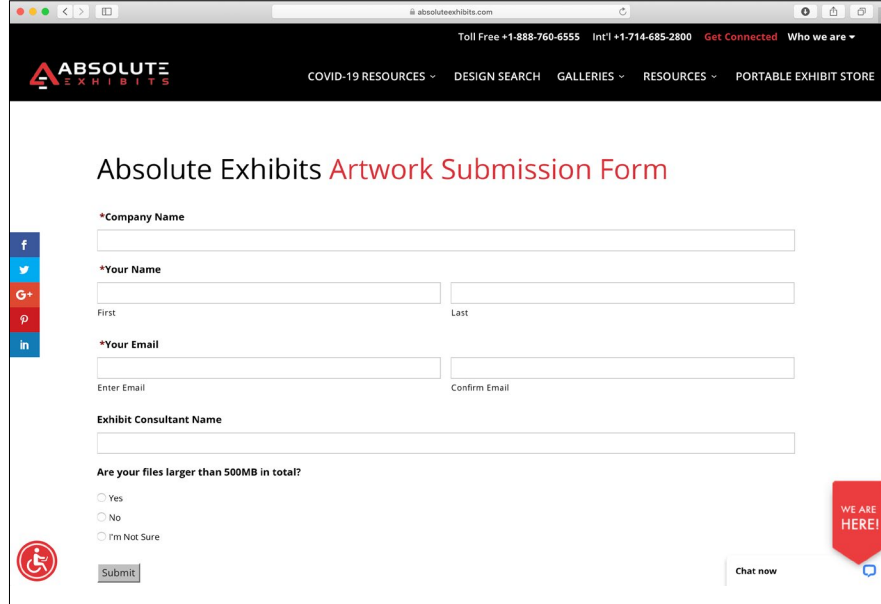
STEP #2: UPLOADING YOUR ARTWORK

SUBMITTING FILES:

When you have completed your artwork, send your files via our upload site at:

<http://www.absoluteexhibits.com/upload>

If your order requires more than one art file, please zip your documents into one folder prior to uploading them.



ABSOLUTE EXHIBITS

Toll Free +1-888-760-6555 Int'l +1-714-685-2800 Get Connected Who we are

COVID-19 RESOURCES - DESIGN SEARCH GALLERIES - RESOURCES - PORTABLE EXHIBIT STORE

Absolute Exhibits Artwork Submission Form

*Company Name

*Your Name

First Last

*Your Email

Enter Email Confirm Email

Exhibit Consultant Name

Are your files larger than 500MB in total?

Yes
 No
 I'm Not Sure

Submit

Chat now

WE ARE HERE!

STEP #3: REVIEW AND APPROVE YOUR PROOF

You will receive a digital e-mail proof for your signed approval. Digital proofs are for layout approval only and do not depict accurate print quality or final color output. By signing and returning your proof, you assume responsibility for any grammar, punctuation or spelling errors that may occur. Your proof must be signed, dated, and returned within 48 hours of receipt in order to move to print production.

WASHABLE FACE COVERING (CHILD)

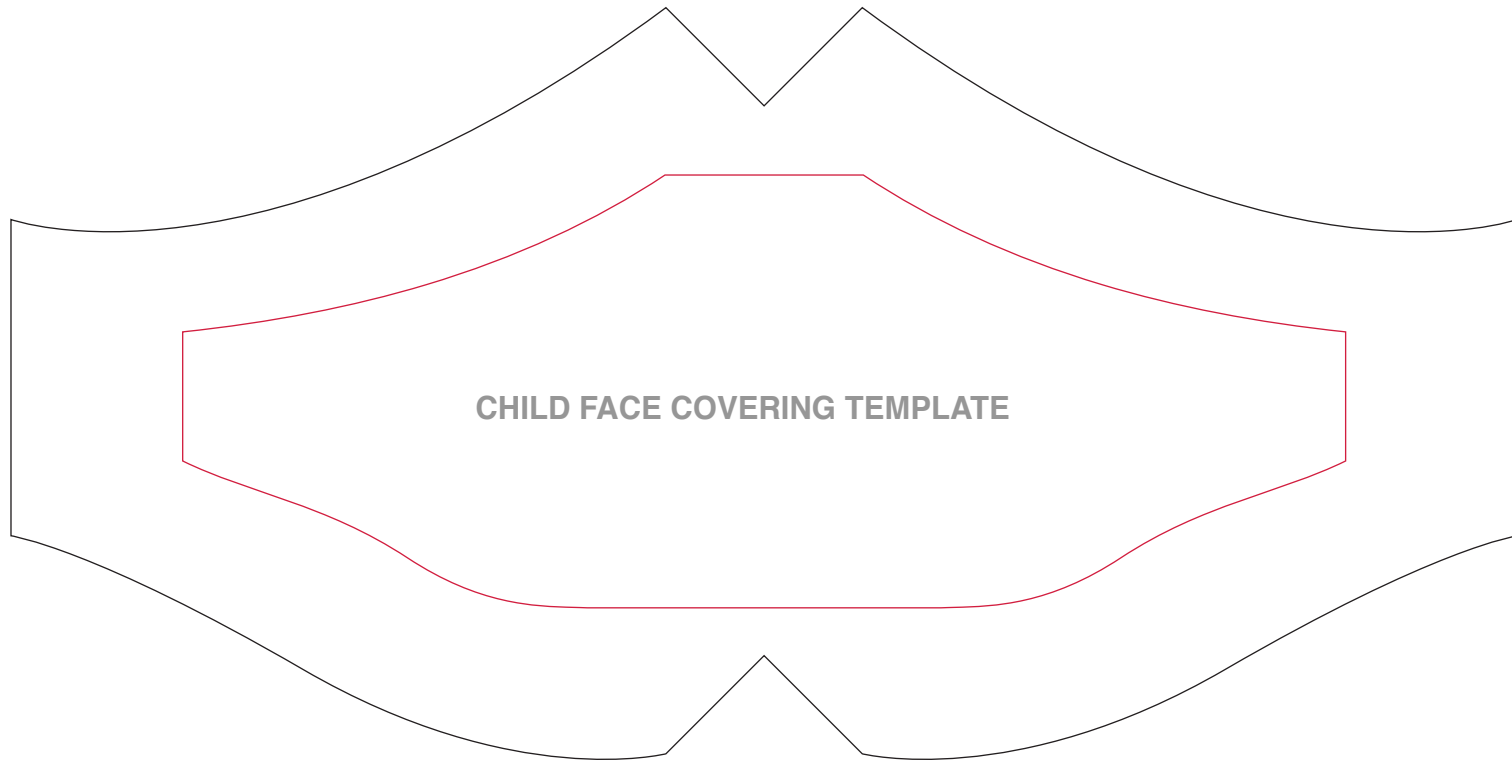
— BLEED AREA (MAKE SURE ARTWORK
EXTENDS TO BLACK LINE)

— SAFE AREA (PLACE ANY IMPORTANT TEXT
OR LOGOS INSIDE THIS AREA)

INDICATE QUANTITY: _____

SELECT TRIM COLOR:

BLACK WHITE



WASHABLE FACE COVERING (YOUTH)

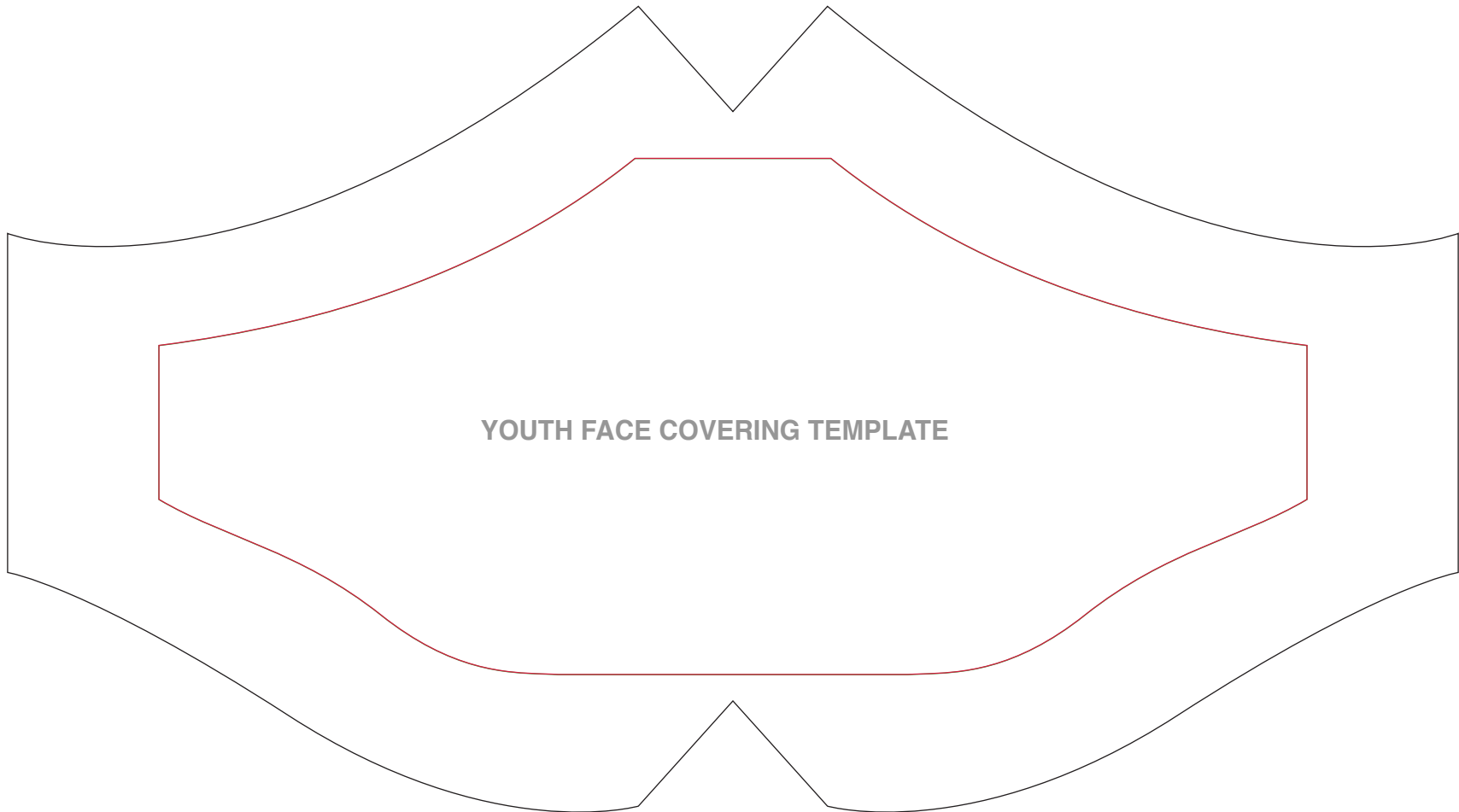
— BLEED AREA (MAKE SURE ARTWORK
EXTENDS TO BLACK LINE)

— SAFE AREA (PLACE ANY IMPORTANT TEXT
OR LOGOS INSIDE THIS AREA)

INDICATE QUANTITY: _____

SELECT TRIM COLOR:

BLACK WHITE



WASHABLE FACE COVERING (SMALL)

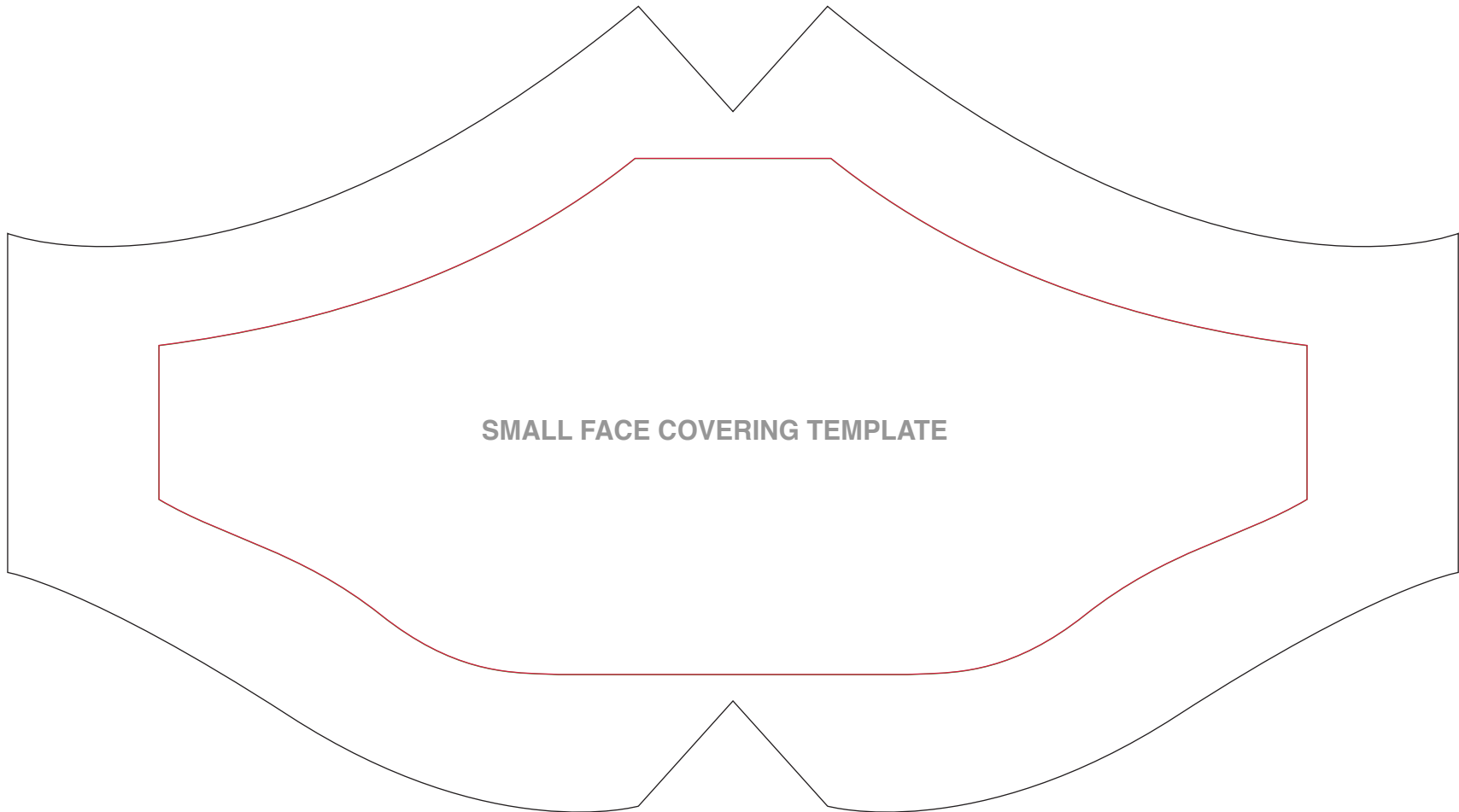
— BLEED AREA (MAKE SURE ARTWORK
EXTENDS TO BLACK LINE)

— SAFE AREA (PLACE ANY IMPORTANT TEXT
OR LOGOS INSIDE THIS AREA)

INDICATE QUANTITY: _____

SELECT TRIM COLOR:

BLACK WHITE



WASHABLE FACE COVERING (MEDIUM)

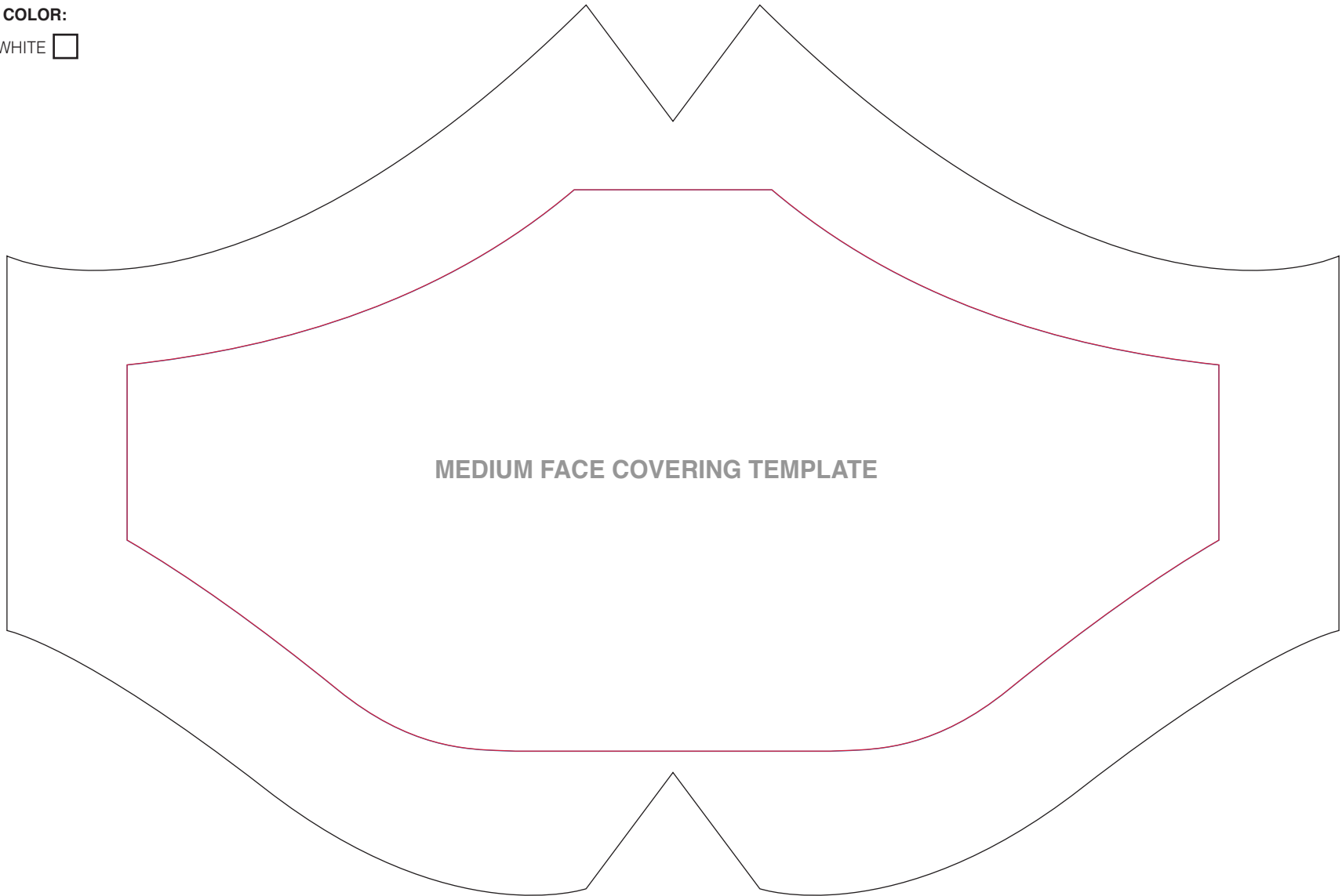
— BLEED AREA (MAKE SURE ARTWORK EXTENDS TO BLACK LINE)

— SAFE AREA (PLACE ANY IMPORTANT TEXT OR LOGOS INSIDE THIS AREA)

INDICATE QUANTITY: _____

SELECT TRIM COLOR:

BLACK WHITE



MEDIUM FACE COVERING TEMPLATE

WASHABLE FACE COVERING (LARGE)

— BLEED AREA (MAKE SURE ARTWORK EXTENDS TO BLACK LINE)

— SAFE AREA (PLACE ANY IMPORTANT TEXT OR LOGOS INSIDE THIS AREA)

INDICATE QUANTITY: _____

SELECT TRIM COLOR:

BLACK WHITE

LARGE FACE COVERING TEMPLATE

WASHABLE FACE COVERING (X-LARGE)

— BLEED AREA (MAKE SURE ARTWORK EXTENDS TO BLACK LINE)

— SAFE AREA (PLACE ANY IMPORTANT TEXT OR LOGOS INSIDE THIS AREA)

INDICATE QUANTITY: _____

SELECT TRIM COLOR:

BLACK WHITE

X-LARGE FACE COVERING TEMPLATE